

<b>marantz®</b> <b>SERVICE BULLETIN</b>		Date: 15-May-2003	Model: SR5200/SR6200/SR7200
		Page: 1/2	REF.NBR: MZ02-033
Circulation:		Subject:	
Application:		Hum noise can be heard from Headphone out.	
x for information customer complaint in case of service mandatory			
		See below	

[ PHENOMENON]


Hum noise can be heard from Headphone out

[REASONS]

Caused by ground loop of the headphone out.

[SOLUTION]

Please apply the following solution.



## [REMARKS]

This solution has already been applied in the production after the serial numbers below.

SR5200/N2B MZ020149006031 and after  
SR5200/N2G MZ020149004426 and after  
SR5200/U2B MZ020149003041 and after  
SR5200/K2G MZ020149003041 and after

SR6200/N2B MZ020149003531 and after  
SR6200/N2G MZ020150002446 and after  
SR6200/U2B MZ020149004311 and after  
SR6200/K2G MZ020150001666 and after

SR7200/N2B MZ010148002426 and after  
SR7200/N2G MZ010148002781 and after  
SR7200/U2B MZ010148008211 and after  
SR7200/K2G MZ010149000681 and after

<b>marantz®</b> <b>SERVICE BULLETIN</b>		Date: 15-May-2003	Model: SR5200/SR6200/SR7200
		Page: 1/6	REF.NBR: MZ02-032
Circulation:		Application:	
x for information customer complaint in case of service mandatory		See below	
		Subject:  Pop noise	
		Int.ref:	

[ PHENOMENON]

Pop noise appears when stop playing or track skip on CD playback with Digital connection.  
Pop noise appears in the condition of the Main volume is changed 74dB to 75dB(Mute) .

[SOLUTION]

Please apply the modifications as mentioned in page 2 to page 6.

**[Caution]** Modifications are deferent with version of the P.C.Board.

Please confirm the version of the P.C.Board

\* Version 1 P.C.Board (7020 06076 001-0) : Please apply the modification mentioned on Page2 to 4.

\* Version 2 P.C.Board (7020 06076 001-3) : Please apply the modification mentioned on Page5 to 6.

[REMARKS]


This solution has already been applied in the production after the serial numbers below.



SR5200/N2B MZ020149006031 and after  
SR5200/N2G MZ020149004426 and after  
SR5200/U2B MZ020149003041 and after  
SR5200/K2G MZ020149003041 and after


SR6200/N2B MZ020149003531 and after  
SR6200/N2G MZ020150002446 and after  
SR6200/U2B MZ020149004311 and after  
SR6200/K2G MZ020150001666 and after

SR7200/N2B MZ010148002426 and after  
SR7200/N2G MZ010148002781 and after  
SR7200/U2B MZ010148008211 and after  
SR7200/K2G MZ010149000681 and after



\* Version 1 P.C.Board (7020 06076 001-0) : Please apply the modification mentioned below (Page2 to 4).








\* **Version 3 P.C.Board (7020 06076 001-3)** : Please apply the modification mentioned below (Page 5 to 6).





Replace/change the condenser C502 (7pcs) 100pF to the resistor 100k ohm (Parts #: NN05104610)



<b>marantz®</b> <b>SERVICE BULLETIN</b>		Date: 15-May.-2003	Model: SR5200,SR6200,SR7200
		Page: 1 / 1	REF.NBR: MZ02-027
Circulation:		Subject: Video synchronization problem.	
Application:			
x for information customer complaint in case of service mandatory .....		See Below	
		Int.ref:	

**[PHENOMENON]**

When changes from the dark screen to the light screen momentarily, becomes video synchronization problem.

**[SOLUTION]**

1. Electrolytic capacitor **C846(1uF/50V)** is changed to **0.33uF/50V** on the **S-VIDEO CIRCUIT BOARD**.

Page 37 of the Service manual for SR5200/SR6200.

Page 35 of the Service manual for SR7200.

2. Electrolytic capacitor **C846M(1uF/50V)** is changed to **0.33uF/50V** on the **VIDEO CIRCUIT BOARD**.

Page 38 of the Service manual for SR5200/SR6200.

Page 36 of the Service manual for SR7200.

**[NECESSARY PART]**

1. POS.NO **C846**      **EA33405010(0.33uF/50V)**
2. POS.NO **C846M**    **EA33405010(0.33uF/50V)**

**[REMARKS]**

- 1) The countermeasure apply to this claim only.
- 2) This improvement has been done in the production line after.  
the serial number MZ030202000001 and later.      (SR5200/K1G/N1G/N1B/U1B)  
the serial number MZ030202000001 and later.      (SR6200/K1G/N1G/N1B/U1B)  
the serial number MZ030202000001 and later.      (SR7200/U1B)  
the serial number MZ020208000001 and later.      (SR7200/N1B)  
the serial number MZ030206000001 and later.      (SR7200/N1G)
- 3) SR5200/SR6200/SR7200/N2B,N2G,U2B and K2G are not applicable to the mass production due to the production completion. (The following serial number is excluded.)

the serial number from MZ020149003161 to MZ020149004040. (SR5200/K2G)

the serial number from MZ020150004271 to MZ020150005600. (SR5200/K2G)

the serial number from MZ020150002446 to MZ020150002696. (SR6200/N2G)

Approved by **S.NAGAO**

Written by

<b>marantz®</b> <b>SERVICE BULLETIN</b>		Date: 15-May.-2003	Model: SR5200,SR6200,SR7200
		Page: 1 / 1	REF.NBR: MZ02-039
Circulation:		Application:	
x for information customer complaint in case of service mandatory .....		See Below	
		Subject: The damage of the power transistor	
		Int.ref:	

**[PHENOMENON]**

The heat conductivity of OKABE sheet between a Heat Sink and Transistors is a little low so that efficiency of heat radiation is low.

**[SOLUTION]**

Replace OKABE SHEET to **MICA SHEET** of between a Heat Sink and Transistors

**Attention:**

When a Sheet is replaced, silicone grease is applied on both sides of the Sheet.  
Silicone grease is YG6260 (Toshiba silicone) or the equivalent.

**[NECESSARY PART]**

**320W120010 ( SR5200 POWER TR MICA SHEET)**

**[REMARKS]**

The countermeasure apply to this claim only.

This improvement has been done in the production after the serial numbers below.

SR5200/N2B : MZ020147004501 and after  
SR5200/N2G : MZ020147003986 and after  
SR5200/U2B : MZ020149004611 and after  
SR5200/K2G : MZ020149003041 and after

SR6200/N2B : MZ020146002976 and after  
SR6200/N2G : MZ020146002076 and after  
SR6200/U2B : MZ020149004311 and after  
SR6200/K2G : MZ020147001346 and after

SR7200/N2B : MZ010148002426 and after  
SR7200/N2G : MZ010148002781 and after  
SR7200/U2B : MZ010148008211 and after  
SR7200/K2G : MZ010148000481 and after

Approved by **S.NAGAO**

Written by

<b>marantz®</b> <b>SERVICE BULLETIN</b>		Date: 22-Aug-2002	Model: SR5200,SR6200,SR7200
		Page: 1 of 1	REF.NBR: MZ02-016
Circulation:		Application:	
x for information customer complaint in case of service mandatory .....		See Below	
		Subject: The problem that No sound is out put when AUDIO signal is changed from AC-3 to PCM..	
		Int.ref:	

**[PHENOMENON]**

When the SET is connected with the DVD Player (DV4200,DV6200,VC5200), No sound is out put when AUDIO signal is changed from AC-3 to PCM. ( It may occur by the combination.)

**[CAUSE]**

The microprocessor of SR5200/6200/7200 can't recognize the voice switching signal of the DVD Player.

**[SOLUTION]**

Replace MICRO PROCESSOR(OPT) **IC107** on the **MAIN CIRCUIT BOARD**.

**[NECESSARY PART]**

POS.NO    **IC107**    \***HU100600R**

(CXP7400P100-1 QFP 100 0      FACTORY PART NO. J020740010100)

**[REMARKS]**

The countermeasure apply to this claim only.

It isn't applicable to the mass production due to the production completion.

Approved by **M.KIMURA**

Written by **S.NAGAO**

<b>marantz®</b> <b>SERVICE BULLETIN</b>		Date: 27-Sep-01	Model: SR5200/6200/7200
		Page: 1/2	REF.NB MZ01-016
Circulation:		Application:	
x for information customer complaint in case of service mandatory .....		<b>Refer to following.</b>	
		Subject:  The noise (stripes) occur on the picture.	
		Int.ref	

**[PHENOMENON]**

When a output connect with the monitor via the S-VIDEO terminal, noise(stripes) occur at the picture.

**[CAUSE]**

The clock from the OSD circuit, it caused interference to VIDEO-AMP circuit.

**[SOLUTION]**

It is improved by performing of following modification to the S-VIDEO board.

- 1) The capacitor(C810A 100pF: DK16101300 4822 122 33195) is added between 1P of IC802 and GND(refer to PIC.01).
- 2) The jumper wire(J841) is deleted and a capacitor(C840A 47uF/16V: EA47601620 9965 000 06289) is added to same position (refer to PIC.02).
- 3) The chip resistor(R838) is changed into 12kohm one(NN05123610 4822 051 30123) from the present 3.3kohm one.
- 4) The chip resistor(R835) is changed into 15kohm one(NN05153610 4822 051 30153) from the present 68kohm one.

**[REQUIRED PARTS]**


	MJI No.	(PCS No.)
CERAMIC CAPACITOR(100pF):	DK16101300	(4822 122 33195)
CHEMICAL CAPACITOR(47uF/16V):	EA47601620	(9965 000 06289)
CHIP RESISTOR(12kohm):	NN05123610	(4822 051 30123)
CHIP RESISTOR(15kohm):	NN05153610	(4822 051 30153)

**[APPLICATION]** xxxx: are week code, do not care.

SR5200/U1B, /U2B: from MZ00xxxx000001	until MZ00xxxx001400
SR6200/U1B, /U2B: from MZ00xxxx000001 (except: MZ00xxxx000901 - 001200)	until MZ00xxxx001500
SR7200/U1B, /U2B: from MZ00xxxx000001	until MZ00xxxx002000
SR5200/N1B, /N2B: from MZ00xxxx000001	until MZ00xxxx002390
SR5200/N1G, /N2G: from MZ00xxxx000001 (except: MZ00xxxx002486 - 002632)	until MZ00xxxx002748
SR6200/N1B, /N2B: from MZ00xxxx000001	until MZ00xxxx001250
SR6200/N1G, /N2G: from MZ00xxxx000001	until MZ00xxxx000612
SR7200/N1B, /N2B: from MZ00xxxx000001	until MZ00xxxx000875
SR7200/N1G, /N2G: from MZ00xxxx000001	until MZ00xxxx000800

C810A (100pF: DK16101300


4822 122 33195)



PIC.01

C840A (47uF/16V:EA47601620

9965 000 06289)



PIC.02

<b>marantz®</b> <b>SERVICE BULLETIN</b>		Date: 15-May-2003	Model SR6200/SR7200
		Page: 1/1	REF.NBR: MZ02-021
Circulation:		Subject:	
Application:		No sound on CS5.1 mode with 32kHz PCM input	
x for information customer complaint in case of service mandatory .....		See below	
		Int.ref:	

[ PHENOMENON]

No sound on CS5.1 mode with 32kHz PCM input.

[SOLUTION]

Please replace the EPROM(IC707) to the new one.(Parts NO. \***HC107300R**)

[REMARKS]

This solution has already been applied in the production after the serial numbers below.

SR6200/N1B : MZ030209000406 and after  
SR6200/N1B : MZ030209000606 and after  
SR6200/U1B : MZ030212000001 and after  
SR6200/K1G : MZ030210000501 and after

SR7200/N1B : MZ020211000201 and after  
SR7200/N1G : MZ020209000421 and after  
SR7200/U1B : MZ020208001558 and after  
SR7200/K1G : MZ020212000001 and after

<b>marantz®</b> <b>SERVICE BULLETIN</b>		Date: 15-May-2003	Model SR5200/6200/7200
		Page: 1/1	REF.NBR: MZ03-011
Circulation:		Subject:	
Application:		Low frequency level will be reduced a little	
x for information customer complaint in case of service mandatory .....		Int.ref:	
See below			

[ PHENOMENON]

Low frequency level (approx. below 90Hz) of the front speakers will be reduced when the Sub woofer set to ON mode.

It will occur with CS5.1 mode and Dolby Prologic mode only.

[SOLUTION]

Replace the MPU (IC107) to the new one (Parts No. \***HU100600R**).

[REMARKS]

This solution has already been applied in the production after the week code number as below and later.

SR5200/N1B,N1G : MZxxx202xxxxxx and after  
SR5200/U1B : MZxxx202xxxxxx and after  
SR5200/K1G : MZxxx211xxxxxx and after

SR6200/N1B,N1G : MZxxx202xxxxxx and after  
SR6200/U1B : MZxxx202xxxxxx and after  
SR6200/K1G : MZxxx210xxxxxx and after

SR7200/N1B : MZxxx208xxxxxx and after  
SR7200/N1G : MZxxx206xxxxxx and after  
SR7200/U1B : MZxxx202xxxxxx and after  
SR7200/K1G : MZxxx212xxxxxx and after

The week code number is printed in the serial number label on the rear panel.